

# Exhaust Muffler F23

## Exhaust Muffler Units

Part of an OSHA requirement is to keep sustained noise levels within acceptable specifications: 90 decibels (dBA) or less. Wilkerson's mufflers and oil reclassifiers keep these objectionable exhaust noises (air motors, control valves, etc.) within the OSHA specifications.



**F23-04-000**

These units have only one inlet port.

The contaminants in the exhaust flow are mechanically separated and twice filtered to 5 micron levels. The clean, muffled exhaust flows out of the unit under the metal hood on top.

### Features:

- 5 Micron Rated Reusable Elements
- Quick-Disconnect Clamp Ring for Easy Bowl Removal
- Low-Pressure Drop (Back Pressure)
- Removes Oily Aerosols from Exhaust Flows
- Transparent Bowls with Metal Bowl Guards Standard

### Replacement Bowl Kits

Metal Bowl Guard, (for Plastic Bowl) .....	GRP-95-804
Metal Bowl, Brass Petcock .....	FRP-95-612
Metal Bowl / Sight Gauge, Brass Petcock .....	GRP-95-613
Plastic Bowl, Plastic Petcock Drain .....	LRP-96-157
Plastic Bowl / Bowl Guard, Plastic Petcock Drain .....	GRP-95-724

### Replacement Element Kit

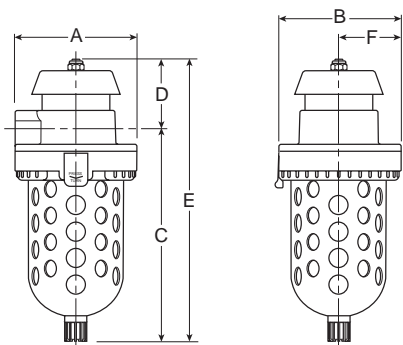
Type A", 5 Micron (Upper & Lower Elements) .....	FRP-95-169
--	------------

### Replacement Kits

Clamp Ring Assembly .....	GRP-95-154
Manual Drain, Brass Petcock .....	GRP-95-182
O-ring, Bowl, Fluorocarbon (10 per kit) .....	GRP-95-109
O-ring, Bowl, Nitrile (10 per kit) .....	GRP-95-257

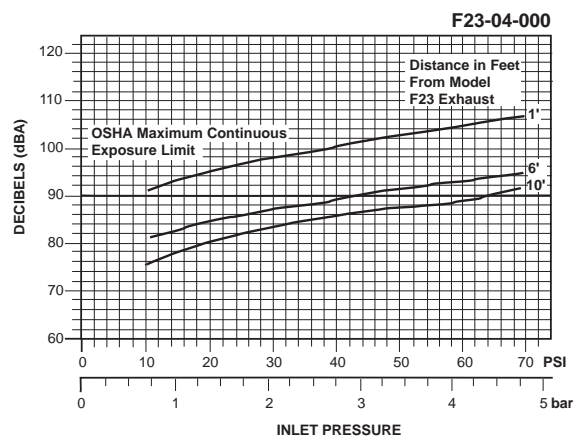
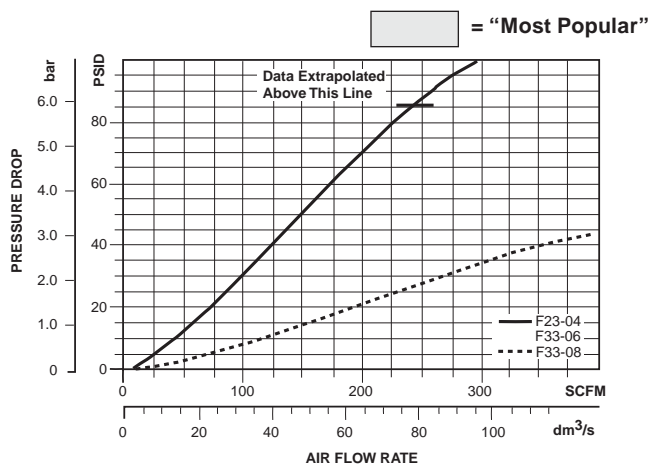
### Accessories

Wall Mounting Bracket, U-Bolt Pipe Clamp .....	GRP-95-734
--	------------



### Dimensions

Models	Inches (mm)	A	B	C	D	E	F
Standard Unit F23-04-000		3.83 (97.5)	3.83 (97.5)	6.23 (158.2)	2.06 (52.3)	8.29 (210.6)	1.92 (48.8)



### Specifications

Maximum Supply Pressure	150 PSIG (10.3 bar)
Operating Temperature	32° to 125°F (0° to 52°C)
Port Size	NPT / BSPP-G 1/2
Standard Filtration	5 Micron
Weight	3.12 lb. (1.4 kg)

### Materials of Construction

Baffle		Acetal
Body		Zinc
Bowls	Plastic Bowl Metal Bowl	Polycarbonate Aluminum
Element Retainer		Steel Stud
Filter Element		Sintered Polyethylene
Shield		Steel
Stem		Steel

# Exhaust Muffler F33

## Exhaust Muffler Units

Part of an OSHA requirement is to keep sustained noise levels within acceptable specifications: 90 decibels (dBA) or less. Wilkerson's mufflers and oil reclassifiers keep these objectionable exhaust noises (air motors, control valves, etc.) within the OSHA specifications.

These units have only one inlet port. The contaminants in the exhaust flow are mechanically separated and twice filtered to 5 micron levels. The clean, muffled exhaust flows out of the unit under the metal hood on top.



**F33-06-000**

## Features:

- 5 Micron Rated Reusable Elements
- Quick-Disconnect Clamp Ring for Easy Bowl Removal
- Low-Pressure Drop (Back Pressure)
- Removes Oily Aerosols from Exhaust Flows
- Transparent Bowls with Metal Bowl Guards Standard

## Replacement Bowl Kits

Metal Bowl Guard, (for Plastic Bowl) .....	GRP-95-808
Metal Bowl, Brass Petcock .....	FRP-95-593
Metal Bowl / Sight Gauge, Brass Petcock.....	GRP-95-676
Plastic Bowl, Plastic Petcock Drain .....	LRP-96-160
Plastic Bowl / Bowl Guard, Plastic Petcock Drain....	LRP-95-830

## Replacement Element Kit

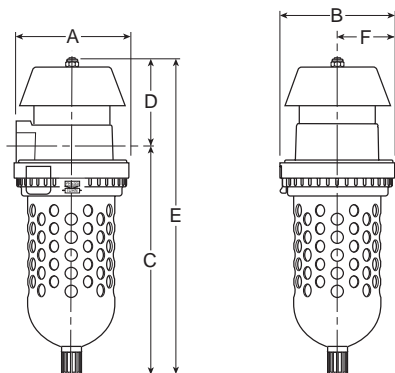
Type "A", 5 Micron .....	FRP-95-170
--------------------------	------------

## Replacement Kits

Clamp Ring Assembly.....	GRP-96-404
Manual Drain, Brass Petcock .....	GRP-95-182
O-ring, Bowl, Fluorocarbon (10 per kit) .....	GRP-95-942
O-ring, Bowl, Nitrile (10 per kit) .....	GRP-95-256

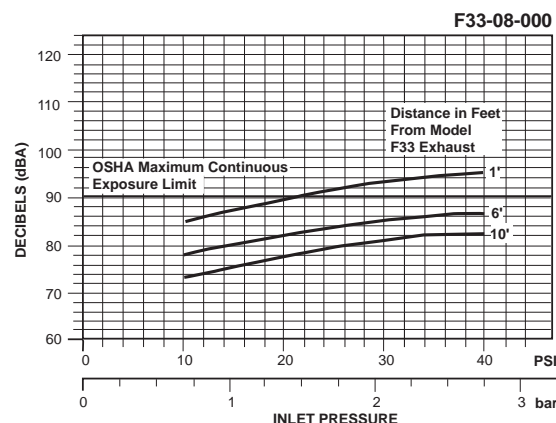
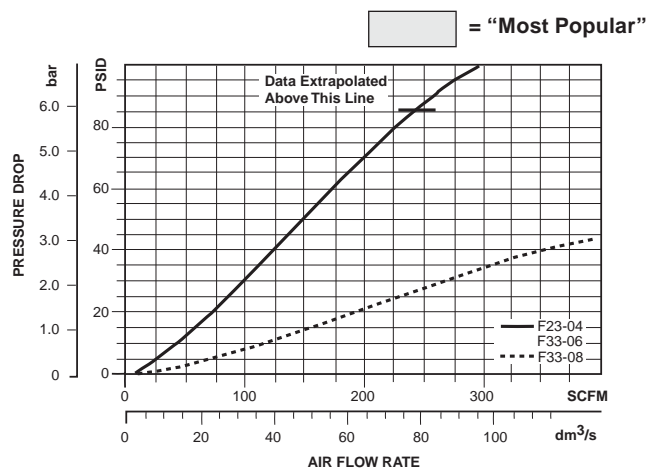
## Accessories

Wall Mounting Bracket, U-Bolt Pipe Clamp.....	GRP-95-734
---	------------



## Dimensions

Models	Inches (mm)	A	B	C	D	E	F
Standard Unit F33-06-000 & F33-08-000		4.63 (117.6)	4.63 (117.6)	8.91 (226.3)	3.99 (98.6)	12.79 (324.9)	2.31 (58.7)



## Specifications

Maximum Supply Pressure	150 PSIG (10.3 bar)
Operating Temperature	32° to 125°F (0° to 52°C)
Port Size	NPT / BSPP-G 3/4, 1
Standard Filtration	5 Micron
Weight	6 lb. (2.7 kg)

## Materials of Construction

Baffle		Acetal
Body		Zinc
Bowls	Plastic Bowl Metal Bowl	Polycarbonate Aluminum
Element Retainer		Steel Stud
Filter Element		Sintered Polyethylene
Shield		Steel
Stem		Steel

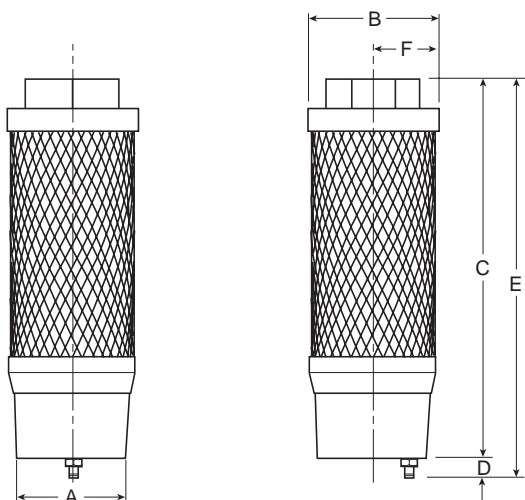
# Exhaust Silencer Mist Eliminator XMC



**XMC-08-000**

## Features

- Port Sizes 1/2", 1" and 1-1/2" NPT
- Liquid Sump with Manual Drain
- Corrosion Resistant Construction
- Compact and Easy to Install
- Low Cost
- Low Back Pressure
- High Density Durable Plastic End Caps



## Dimensions

Models	Inches (mm)	Port Size	A	B	C	D	E	F
Standard Unit XMC-04-000		1/2	2.00 (51)	2.36 (60)	3.94 (100)	0.39 (10)	5.94 (150.9)	1.18 (30)
Standard Unit XMC-08-000		1	2.00 (51)	2.36 (60)	5.83 (148)	0.39 (10)	7.83 (198.9)	1.18 (30)
Standard Unit XMC-0B-000		1-1/2	3.00 (76)	3.42 (87)	8.19 (208)	0.42 (11)	11.19 (284)	— —

 = "Most Popular"

## Specifications

	XMC-04-000	XMC-08-000	XMC-0B-000
Air Flow @12 PSIG (0,8 bar)	65 SCFM (30.7 dm <sup>3</sup> /s)	110 SCFM (51.9 dm <sup>3</sup> /s)	200 SCFM (94.4 dm <sup>3</sup> /s)
Back Pressure			
Bowl Capacity	2.2 fl. oz.	5 fl. oz.	5 fl. oz.
Cv	5.5	9.3	16.9
Drain	Manual		
Oil Removal	99.9%		
Operating Temperature	36° to 122°F (2° to 50°C)		
Port Size*	1/2 NPT	1 NPT	1-1/2 NPT
Media		Air	
Noise Reduction	25 dBA		
Weight	0.4 (0,18)		

\* Place "C" in position 4 to specify BSPP-G.

## Materials of Construction

Corrosion Resistant Threaded End Cap	Nylon
Cover Cap	Plastic
Filter Elements –	
Primary	Borosilicate Cloth
Secondary	PVC Fiber
Oil Drain Cup	Plastic
Outer Support Sleeve	Plastic Mesh Screen

## Exhaust Silencer / Mist Eliminator XMC

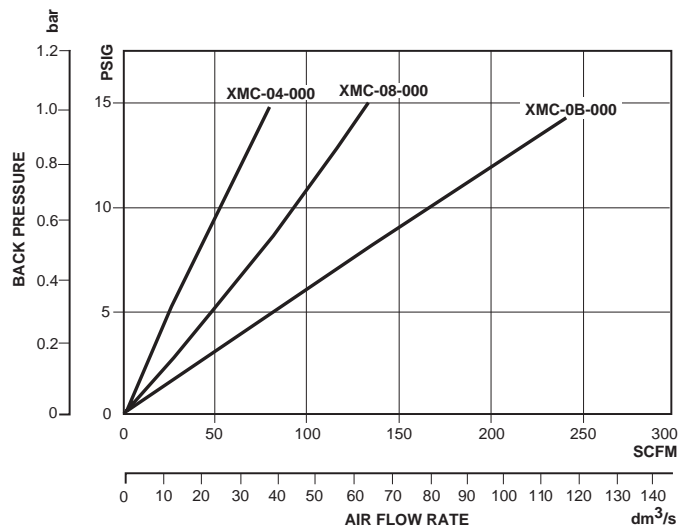
The XMC Series High Performance Exhaust Silencer / Mist Eliminator is an efficient solution to exhaust air oil mist contamination and excessive noise levels generated by exhaust air at levels generally above acceptable safety standards. The Wilkerson XMC Series Exhaust Silencer / Mist Eliminator solves the following two problems:

### Oil and Mist Contamination

Exhaust air from various in-plant pneumatic components, such as valves and cylinders generally contain a significant amount of oil mists, as well as solid particles and other lubricant additives which will pollute the working environment, affect worker's health and the quality of the final product.

### Operation

During unit operation, the XMC unit coalesces oil mists, which then collect into an integral drainage cup at the bottom of the element. Depending upon the volume of contamination exhausting into the unit, this may either be drained off periodically by removing the rubber drain plug cap and drain into a container, or continuously by connecting a suitable length of plastic tubing to the drain plug on the unit. The XMC is a disposable unit and should be changed when the back pressure becomes excessive for your particular installation.

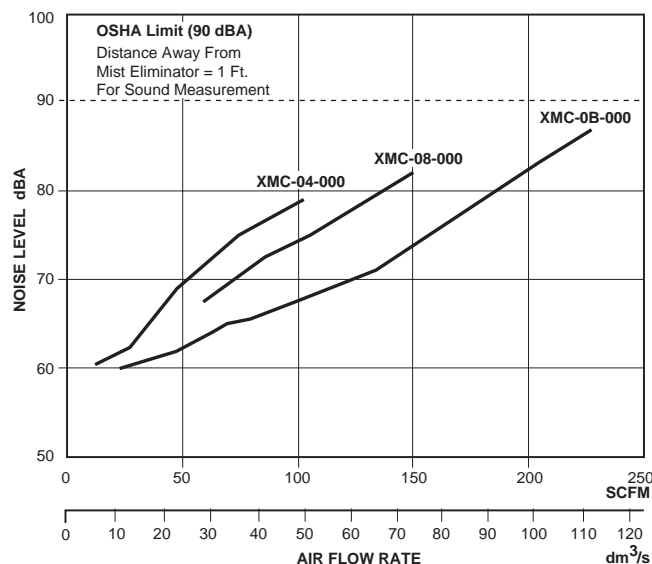


Back Pressure Chart

## Unacceptable Noise Levels

The expanding exhaust air also produces both sudden and excessive noise, generally at levels well above the OSHA requirements of 90 decibels (dBA), which makes the working environment both unpleasant and potentially unsafe.

By using a Wilkerson XMC Series unit, oil mist and other contaminants inherent in lubricated air lines are removed thus preventing them from entering the atmosphere. At the same time, the noise level is reduced to meet and exceed the requirements of OSHA standards applicable to environmental conditions. The high performance XMC models remove up to 99.9% of the oil mist from the exhaust air, providing a clean, healthy work environment.



Noise Characteristics Chart

## Installation

Wilkerson's XMC Exhaust Silencer / Mist Eliminators can be easily and quickly installed in the exhaust ports of pneumatic valves, air motors and other air operated devices to reduce work area noise and eliminate oil mist from exhaust air. Use of collective piping or manifold where multiple air devices are used makes for easy maintenance and control of oil mist collection and disposal. For manual draining, attach plastic tubing with an inside diameter of 0.25" (6.35 mm) and run tubing from the drain to the collecting container. When installed without plastic tubing, periodically remove rubber drain plug cap and manually drain unit into a proper disposable container.