

# SP-Series, Lightweight Hydraulic Punch

**ENERPAC**   
POWERFUL SOLUTIONS. GLOBAL FORCE.

▼ Shown: **SP-35S**



- 12,7 mm thick capacity through mild steel
- Round, oblong and square punches and dies are available to solve your punching applications
- Long life Enerpac single-acting, spring return design
- Durable steel case keeps tools and dies together and provides for easy carrying and storage
- CR-400 coupler included.


## Much Faster than Drilling



### Tool Kit SPK-10

Included with all 35 Ton punches, this tool kit is used to remove and install the punch into the head.

Can be ordered as a replacement under model number **SPK-10**.



### Ordering Information

The 35 ton hydraulic Punch may be ordered by itself or as a set, including a pump.

A punch or die may also be ordered separately or as a matched set. Please refer to the Quick Selection Chart information on top of the next page.

### ▼ STANDARD PUNCHES AND DIES SELECTION CHART

Hole Shape	Imperial**		Metric**	
	Hole Size (inch)	Bolt Size (inch)	Hole Size (mm)	Bolt Size (mm)
●	0,31	1/4	7,9	—
●	0,38	5/16	9,5	M8
●	0,44	3/8	11,1	M10
●	0,53	7/16	13,5	M12
●	0,56	1/2	14,3	—
●	0,69	5/8	17,5	M16
●	0,78	—	19,8	M18
●	0,81	3/4	20,6	—
■	0,31	1/4	7,9	—
■	0,38	5/16	9,5	M8
■	0,44	3/8	11,1	M10
■	0,50	7/16	12,7	M12
■	.31 x .75	1/4	7,9 x 19	—
■	.38 x .75	5/16	9,5 x 19	M8
■	.44 x .75	3/8	11,1 x 19	M10
■	.50 x .75	7/16	12,7 x 19	M12



◀ This PUD-1100E Economy Electric Pump is available as a matched set with the 35 ton punch.

\*\* Material thickness should **not** exceed hole diameter



# Single-Acting, Spring Return Hydraulic Punch

## ▼ QUICK SELECTION CHART

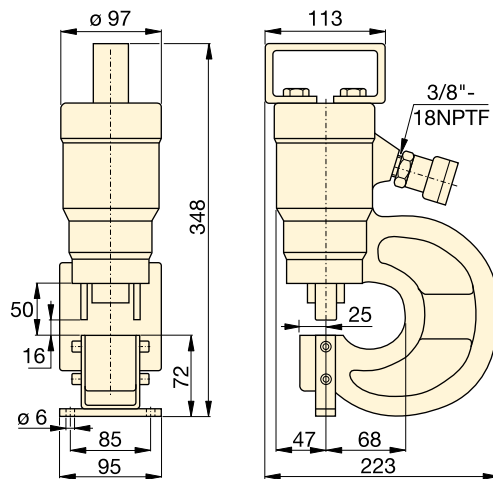
	Included					Model Number	
	Punch & Die Set	Pump	Hose	Gauge	Gauge Adaptor		
SP-35	Standard**	P-392	HC-7206	GP-10S	GA-2	<b>STP-35H</b>	25
SP-35	Standard**	PATG-1102N	HC-7206	GP-10S	GA-2	<b>STP-35A</b>	29
SP-35	—	—	—	—	—	<b>SP-35</b>	16
SP-35	Standard**	—	—	—	—	<b>SP-35S</b>	18
SP-35	Standard**	PUD-1100E	HC-7206	—	—	<b>SP-35SPE</b>	29
SP-35	Metric***	—	—	—	—	<b>MSP-351</b>	21
SP-35	Metric***	PUD-1100E	HC-7206	—	—	<b>MSP-351PE</b>	32

\* Punch oil capacity: 76 cm<sup>3</sup>

Includes the following punch and die sets:

\*\* SPD-438, SPD-688, SPD-563 and SPD-813

\*\*\* SPD-375, SPD-531, SPD-438 and SPD-688



**MSP,  
SP,  
STP  
Series**



Capacity:

**35 ton**

Hole Sizes:

**7,9 - 20,6 mm**

Maximum Operating Pressure:

**700 bar**




### CAUTION!

The chart below is for reference only! Maximum allowable material thickness to be punched varies with set wear.



### CAUTION!

Material thickness should **not** exceed hole diameter.

Standard Punch & Die Set 	Maximum allowable material thickness to be punched (mm)										
	Model Numbers	<sup>1)</sup>	<sup>2)</sup>	<sup>3)</sup>	<sup>4)</sup>	<sup>5)</sup>	<sup>6)</sup>	<sup>7)</sup>	<sup>8)</sup>	<sup>9)</sup>	<sup>10)</sup>
	<b>SPD-313</b>	7,9	7,9	6,4	6,4	6,4	6,4	3,3	4,8	6,4	6,4
	<b>SPD-375</b>	9,7	9,7	7,9	7,9	7,9	7,9	4,8	6,4	7,9	7,9
	<b>SPD-438</b>	11,2	11,2	9,7	9,7	9,7	7,9	4,8	7,9	7,9	7,9
	<b>SPD-531</b>	12,7	12,7	11,2	11,2	11,2	9,7	6,4	7,9	9,7	9,7
	<b>SPD-563</b>	12,7	12,7	12,7	11,2	12,7	11,2	6,4	9,7	11,2	11,2
	<b>SPD-688</b>	12,7	12,7	12,7	11,2	12,7	10,2	6,4	7,9	10,2	10,2
	<b>SPD-781</b>	12,7	12,7	12,7	11,2	12,7	9,7	6,4	7,9	9,7	9,7
	<b>SPD-813</b>	12,7	12,7	12,7	11,2	12,7	7,9	4,8	7,9	7,9	7,9
	<b>SPD-458</b>	7,9	7,9	6,4	6,4	6,4	6,4	3,3	4,8	6,4	6,4
	<b>SPD-549</b>	9,7	9,7	7,9	7,9	7,9	7,9	4,8	6,4	7,9	7,9
	<b>SPD-639</b>	11,2	11,2	9,7	9,7	9,7	7,9	4,8	7,9	7,9	7,9
	<b>SPD-728</b>	12,7	12,7	11,2	11,2	11,2	9,7	6,4	7,9	9,7	8,6
	<b>SPD-106</b>	7,9	7,9	6,4	6,4	6,4	6,4	3,3	4,8	6,4	6,4
	<b>SPD-125</b>	9,7	9,7	7,9	7,9	7,9	7,9	4,8	6,4	7,9	7,9
	<b>SPD-188</b>	11,2	11,2	9,7	9,7	9,7	7,9	4,8	7,9	7,9	7,9
	<b>SPD-250</b>	12,7	12,7	11,2	11,2	11,2	9,7	6,4	7,9	9,7	9,7

### Steel Qualities (see table):

- 1) Mild A-7
- 2) Boiler Plate
- 3) Structural A-36
- 4) Struct Corten (ASTM A242)
- 5) Cold Rolled C-1018
- 6) Hot Rolled C-1050
- 7) Hot Rolled C-1095
- 8) Hot Rolled C-1095 Annealed
- 9) Stainless Annealed
- 10) Stainless 304 Hot Rolled
- 11) Stainless 316 Cold Rolled