

ZA4T-Series, Air Driven Torque Pumps

ENERPAC 
POWERFUL SOLUTIONS. GLOBAL FORCE.

▼ ZA4204TX-ER



- Two-speed operation and high by-pass pressure reduces cycle time for improved productivity
- Glycerin filled pressure gauge with transparent overlays in Nm and Ft.lbs for Enerpac torque wrenches provide a quick torque reference
- Regulator-Filter-Lubricator with removable bowls and auto drain is standard
- Heat exchanger warms exhaust air to prevent freezing and cools the oil
- Ergonomic pendant allows remote operation up to 6 m.

Z Tough,
Dependable
Innovative
CLASS



Torque Wrench Hoses

Use Enerpac twin safety hoses to connect your torque wrench to the pump.

For 700 bar	Model Nr.
6 m long, 2 hoses	THQ-706T
12 m long, 2 hoses	THQ-712T
For 800 bar	
6 m long, 2 hoses	THC-7062
12 m long, 2 hoses	THC-7122




Gauge and Overlay Kit

Available separately for use with ZA4T-Series pumps: **GT-4015Q** includes gauge and overlays for all

S- and W-Series wrenches.

GT-4015 includes gauge and overlays for all SQD and HXD-Series wrenches.



◀ Most hydraulic torque wrenches can be powered by the Enerpac ZA4T-Series torque wrench pump.

Air Driven Torque Wrench Pumps



Pump Applications

The ZA4T-Series pump is best suited to power medium to large size torque wrenches.

Patent-pending **Z-Class** technology provides high by-pass pressures for increased productivity. Its high power to weight ratio and compact design make it ideal for applications which require easy transport of the pump.

All ZA4T-Series pump models meet CE, CSA and TÜV safety requirements. For further application assistance contact your local Enerpac office.

ATEX 95 Certified

The ZA4T-Series pumps are tested and certified according to the **Equipment Directive 94 / 9 / EC "ATEX Directive"**.

The explosion protection is for equipment group II, equipment category 2 (hazardous area zone 1), in gas and/or dust atmospheres. The ZA4T-Series pumps are marked with: Ex II 2 GD ck T4.



ZA4T Series



Reservoir Capacity:

4,0 - 8,0 litres

Flow at Rated Pressure:

1,0 l/min

Air Consumption:

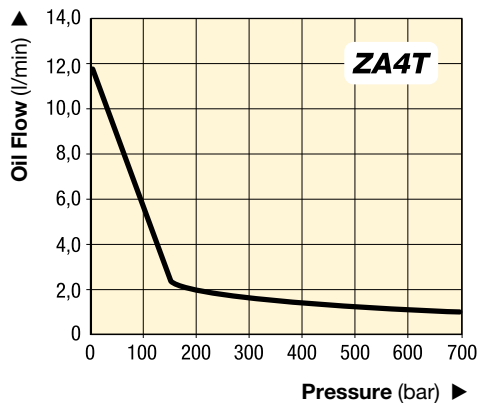
600 - 2840 l/min

Maximum Operating Pressure:

700 - 800 bar

OIL FLOW VERSUS PRESSURE

6,9 bar dynamic air pressure at 2840 l/min



Torque Wrench Pump Selection Matrix

For optimum speed and performance see the torque wrench pump and hose selection matrix.

Page: 32



Accessory Options

Available by placing the following additional suffix at the end of the model number:

- K** = Skid bar
- M** = 4-wrench manifold
- R** = Roll cage.

Page: 46

▼ COMMON PUMP MODELS

For Use With Torque Wrenches	Maximum Operating Pressure (bar)	Model Number	Usable Oil Capacity (litres)	Weight (kg)
All S and W-Series	700	ZA4204TX-Q	3,2	42
	700	ZA4208TX-Q	6,8	47
	700	ZA4204TX-QR	3,2	46
	700	ZA4208TX-QR	6,8	51
All SQD and HXD-Series	800	ZA4204TX-E	3,2	42
	800	ZA4208TX-E	6,8	47
	800	ZA4204TX-ER	3,2	46
	800	ZA4208TX-ER	6,8	51

ZA4T-Series, Pump Options



Skid Bar

- Provides greater pump stability on soft or uneven surfaces
- Provides easy two-handed lift.



4-Wrench Manifold

- For simultaneous operation of multiple torque wrenches
- Can be factory installed or ordered separately.



Roll Cage

- Protects pump
- Provides greater pump stability

Accessory Kit * Model Nr.	Can be used on ZA4T-Series torque wrench pumps
SBZ-4	04 and 08 reservoir

* Add suffix **K** for factory installation.
Weight skid bar 2,2 kg.

Ordering Example: **ZA4208TX-QK**

Accessory Kit * Model Nr.	Can be used on ZA4T-Series torque wrench pumps
ZTM-E	for 800 bar wrenches
ZTM-Q	for 700 bar wrenches

* Add suffix **M** for factory installation.
Weight manifold 4,5 kg.

Ordering Example: **ZA4208TX-QM**

Accessory Kit * Model Nr.	Can be used on ZA4T-Series torque wrench pumps
ZRC-04	04 and 08 reservoir

* Add suffix **R** for factory installation.
Roll cage weight 3,4 kg.

Ordering Example: **ZA4208TX-QR**



700 bar Spin-on Couplers

Model-Nr: TH-630 male coupler
TR-630 female coupler

- Mounted on:
 - Torque wrench pumps with suffix "Q"
 - S and W-Series wrenches
 - THQ-Series hoses
 - 4-Wrench manifold ZTM-Q.



800 bar Lock-ring Couplers

Model-Nr: CMF-250 male coupler
CFF-250 female coupler

- Mounted on:
 - Torque wrench pumps with suffix "E"
 - HXD and SQD-Series wrenches
 - THC-Series hoses
 - 4-Wrench manifold ZTM-E.



Torque Wrench Hoses

Use Enerpac twin safety hoses to connect your torque wrench to the pump.

For 700 bar	Model Nr.
6 m long, 2 hoses	THQ-706T
12 m long, 2 hoses	THQ-712T
For 800 bar	
6 m long, 2 hoses	THC-7062
12 m long, 2 hoses	THC-7122

ZA4T-Series, Ordering Matrix and Specifications

▼ This is how a ZA4T-Series pump model number is built up:

Z	A	4	2	08	T	X	-	Q	M	R
1	2	3	4	5	6	7		8	8	8
Product Type	Motor Type	Flow Group	Valve Type	Reservoir Size	Valve Operation	Voltage		Must be E or Q	Options	Options

1 Product Type

Z = Pump series

2 Motor Type

A = Air motor

3 Flow Group

4 = 1,0 l/min @ 700 bar

4 Valve Type

2 = Torque Wrench Valve

5 Reservoir Size

04 = 3,2 litres useable oil
08 = 6,8 litres useable oil

6 Valve Operation

T = Air operated valve with pendant

7 Voltage

X = Not applicable

8 Options

E = **800 bar couplers** for use with HXD and SQD-Series or other wrenches

Q = **700 bar couplers** for use with S and W-Series or other wrenches

K = Skid bar

M = 4-wrench manifold

R = Roll cage

ZA4T Series



Reservoir Capacity:

4,0 - 8,0 litres

Flow at Rated Pressure:

1,0 l/min

Air Consumption:

600 - 2840 l/min

Maximum Operating Pressure:

700 - 800 bar

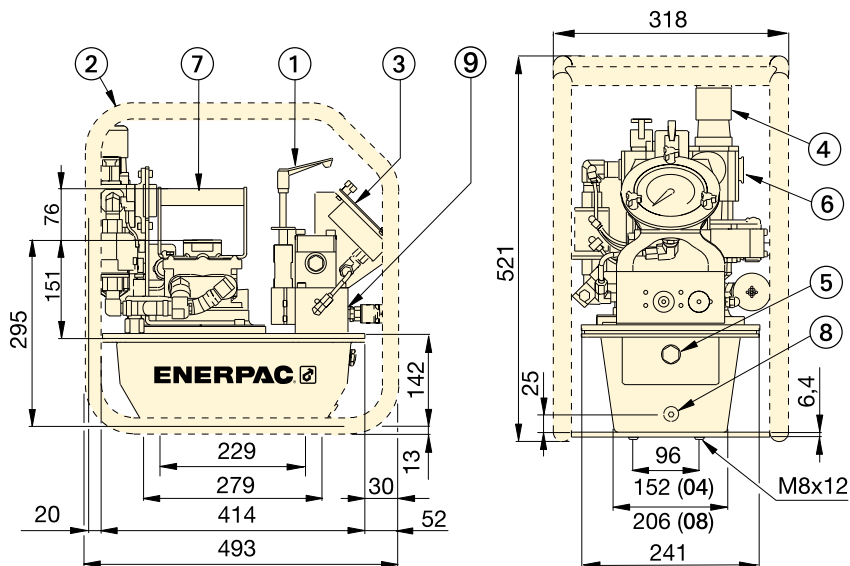


How to order your ZA4T-Series torque wrench pump

Model No. ZA4208TX-QMR

700 bar pump for use with Enerpac S- and W-Series and other 700 bar torque wrenches, 8 litres reservoir, 4-wrench manifold, and roll cage.

Refer to the torque wrench pump selection matrix for optimum wrench, pump and hose combinations.



- ① User adjustable relief valve
- ② Roll Cage (optional)
- ③ Gauge with overlays
- ④ Filter/lubricator/regulator
- ⑤ Oil level sight gauge
- ⑥ Air input 1/2" NPTF
- ⑦ Standard handle
- ⑧ Oil drain
- ⑨ 1/4"-18 NPTF Oil outlet

ZA4T-Series Performance							
Output Flow Rate (l/min)				Dynamic Air Pressure Range	Air Consumption	Sound Level	Relief Valve Adjustment Range
7 bar	50 bar	350 bar	700 bar	(bar)	(l/min)	(dBA)	(bar)
11,5	8,8	1,2	1,0	4,0 - 6,9	600 - 2840	85-90	124-700 *

* Pump type (-Q) shown, (-E) range is 124-800 bar.

▼ Most hydraulic torque wrenches can be powered by the Enerpac ZA4T-Series torque wrench pump.

